

# SARS-CoV-2 Spike RBD (Omicron BA.4/BA.5/BA.5.1.3/BA.5.2) Protein



Cat. No. BA4-VM145

## Description

Source	Recombinant SARS-CoV-2 Spike RBD (Omicron BA.4/BA.5/BA.5.1.3/BA.5.2) Protein is expressed from HEK293 with His tag at the C-Terminus.
	It contains Arg319-Phe541(G339D, S371F, S373P, S375F, T376A, D405N, R408S, K417N, N440K, L452R, S477N, T478K, E484A, F486V, Q498R, N501Y, Y505H).
Accession	QHD43416.1
Molecular Weight	The protein has a predicted MW of 26.05 kDa. Due to glycosylation, the protein migrates to 35-45 kDa based on Bis-Tris PAGE result.
Endotoxin	Less than 1 EU per µg by the LAL method.
Purity	> 95% as determined by Bis-Tris PAGE
	> 95% as determined by HPLC

## Formulation and Storage

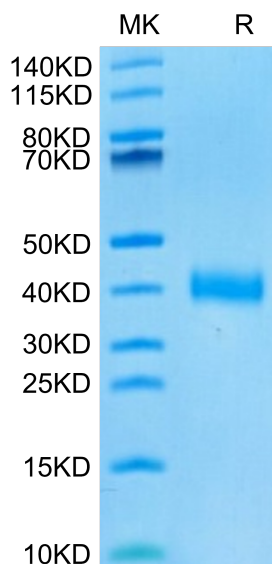
Formulation	Lyophilized from 0.22µm filtered solution in PBS (pH 7.4). Normally 8% trehalose is added as protectant before lyophilization.
Reconstitution	Dissolve the lyophilized protein in distilled water. Please refer to the Certificate of Analysis for detailed instructions.
Storage	-20 to -80°C for 12 months as supplied from date of receipt. -80°C for 3 months after reconstitution. Recommend to aliquot the protein into smaller quantities for optimal storage. Please minimize freeze-thaw cycles.

## Background

The spike protein (S) of coronavirus (CoV) attaches the virus to its cellular receptor, angiotensin-converting enzyme 2 (ACE2). A defined receptor-binding domain (RBD) on S mediates this interaction. The S protein plays key parts in the induction of neutralizing-antibody and T-cell responses, as well as protective immunity.

## Assay Data

### Bis-Tris PAGE



SARS-CoV-2 Spike RBD (Omicron BA.4/BA.5/BA.5.1.3/BA.5.2) on Bis-Tris PAGE under reduced condition. The purity is greater than 95%.

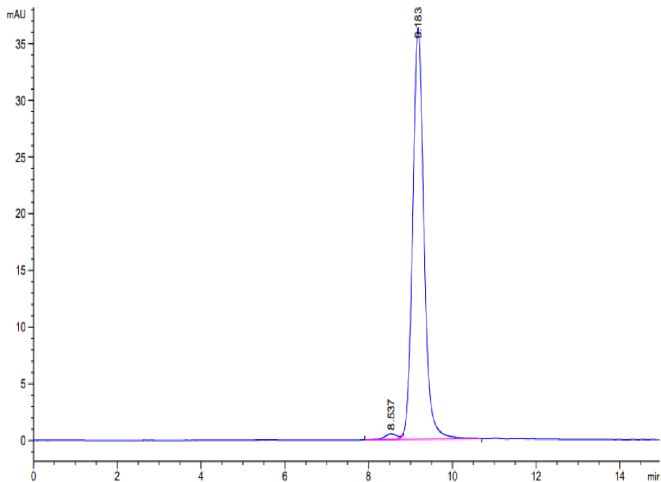
### SEC-HPLC

SARS-CoV-2 Spike RBD (Omicron BA.4/BA.5/BA.5.1.3/BA.5.2) Protein

Cat. No. BA4-VM145



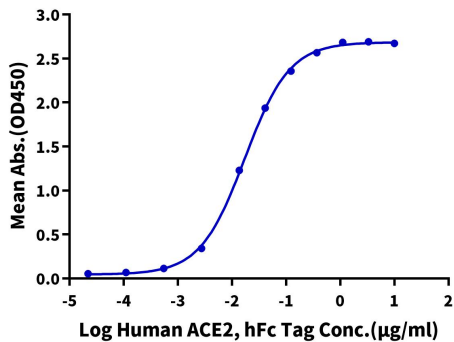
Assay Data



The purity of SARS-CoV-2 Spike RBD (Omicron BA.4/BA.5/BA.5.1.3/BA.5.2) is greater than 95% as determined by SEC-HPLC.

ELISA Data

**SARS-CoV-2 Spike RBD (Omicron BA.4/BA.5/BA.5.1.3/BA.5.2), His Tag ELISA**  
0.1µg SARS-CoV-2 Spike RBD (Omicron BA.4/BA.5/BA.5.1.3/BA.5.2), His Tag Per Well



Immobilized SARS-CoV-2 Spike RBD (Omicron BA.4/BA.5/BA.5.1.3/BA.5.2) , His Tag at 1µg/ml (100µl/Well) on the plate. Dose response curve for Human ACE2, hFc Tag with the EC50 of 17.3ng/ml determined by ELISA.